
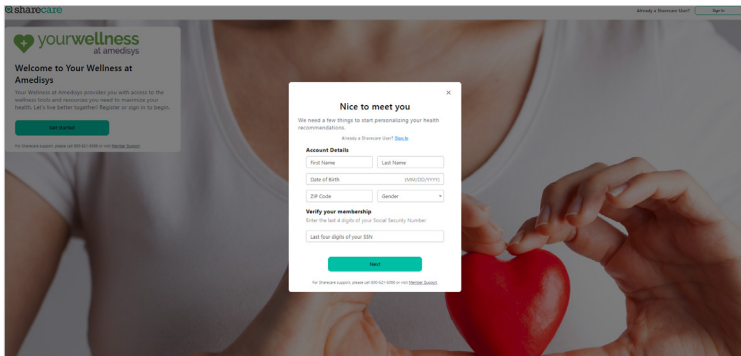


# Take your first step to a healthier you

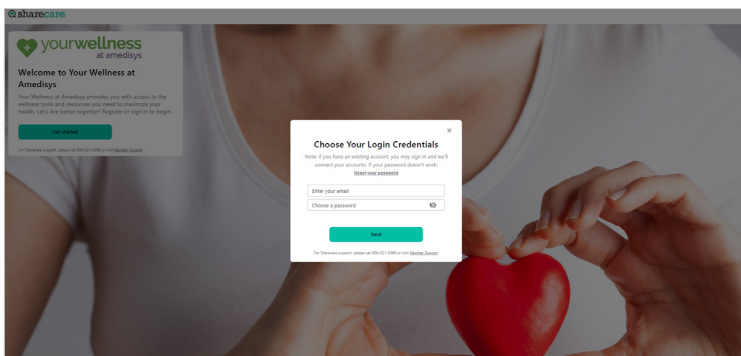
## How to register for Sharecare



- 1 Using your desktop, get started at [amedisys.sharecare.com](https://www.amedisys.sharecare.com). New users select **Get Started**. Existing Sharecare users, select **Sign In** to link to your Amedisys information.

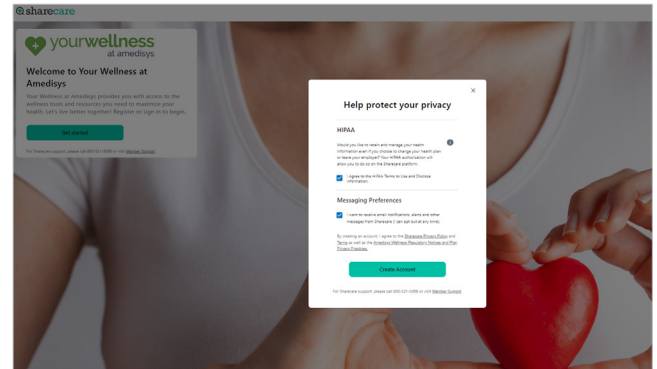


- 2 Complete the required fields including your the last 4 digits of your Social Security Number. Click **Next**.

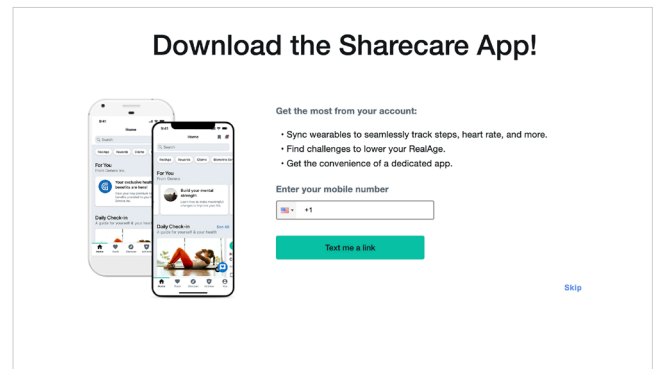


- 3 Choose your login credentials and click **Next**.

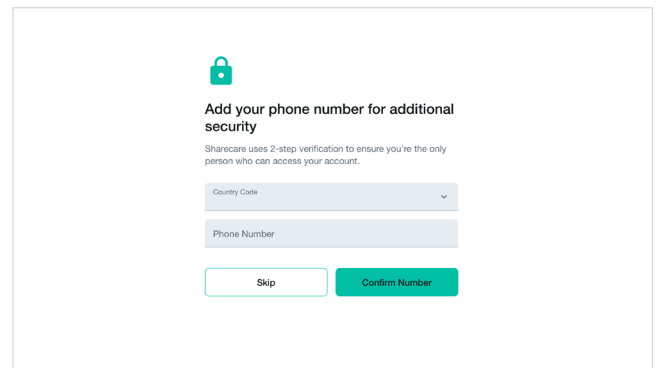
**4** Acknowledge your authorizations and messaging preferences. Then click **Create Account**.



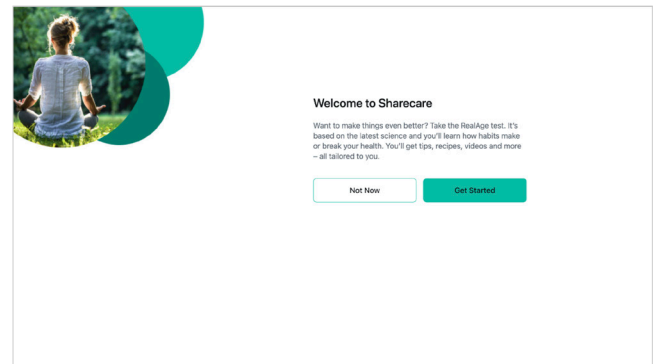
**5** Enter your mobile phone number to receive a text with a link to download the Sharecare app.



**6** Add your phone number. As an additional layer of account security, Sharecare features multi-factor authentication (2-step verification). First time sign in will require a 6-digit verification code. Verification is available via, email, SMS or voice (mobile or landline).



**7** Click **Get Started** to take the RealAge test. If you have taken the RealAge test previously, you will need to complete it again after linking your accounts.



For more information, call **800-521-5066**.